

Technical Data Sheet

Dokumental® Glitter Highlighter Inks

Glitter Highlighter Inks in Metallic, Pastel And Fluorescent Colours

General Information

Our Dokumental® Glitter Highlighter Inks are available as Metallic, Pastel and Fluorescent Highlighter Inks. We offer a Gold-Line with golden glitter effect and a Silver-Line with a silver-metallic glittering effect. The inks are water-based and formulated without microplastic. The inks are suitable for reservoir systems, but special low density reservoirs and nibs are needed (see Technical Advice).

Suitable Surfaces

All kinds of porous paper

Applicable Standards & Regulations on request

Physical Data

Type	Colour	Viscosity at 20°C mPa s ± 1.0	Surface tension mN/m ± 2.0	pH-Value	Density at 20°C g/cm ³ ± 0.02
Dokumental® GH 100 G	Fluo Yellow Gold	5.3	35.0	10.5 +/- 1.0	1.12
Dokumental® GH 105 G	Pastel Yellow Gold	2.5	31.0	7.5 +/- 1.5	1.05
Dokumental® GH 110 G	Fluo Green Gold	5.1	35.0	10.5 +/- 1.0	1.12
Dokumental® GH 115 G	Pastel Green Gold	2.5	31.0	7.5 +/- 1.5	1.05
Dokumental® GH 120 G	Fluo Orange Gold	5.5	43.0	8.2 +/- 1.0	1.09
Dokumental® GH 125 G	Pastel Orange Gold	2.5	31.0	7.5 +/- 1.5	1.05
Dokumental® GH 145 G	Pastel Pink Gold	2.5	31.0	7.5 +/- 1.5	1.05
Dokumental® GH 155 G	Pastel Turquoise Gold	2.5	31.0	7.5 +/- 1.5	1.05
Dokumental® GH 175 G	Pastel Purple Gold	2.5	31.0	7.5 +/- 1.5	1.05
Dokumental® GH 185 G	Pastel Grey Gold	2.5	31.0	7.5 +/- 1.5	1.05
Dokumental® GH 190 G	Metallic Gold	2.7	31.0	7.7 +/- 1.0	1.08
Dokumental® GH 200 S	Fluo Yellow Silver	5.7	35.0	10.5 +/- 1.0	1.13
Dokumental® GH 205 S	Pastel Yellow Silver	2.5	31.0	7.5 +/- 1.5	1.07
Dokumental® GH 210 S	Fluo Green Silver	5.4	35.0	10.5 +/- 1.0	1.14
Dokumental® GH 215 S	Pastel Green Silver	2.5	31.0	7.5 +/- 1.5	1.07
Dokumental® GH 220 S	Fluo Orange Silver	5.7	43.0	8.2 +/- 1.0	1.10
Dokumental® GH 225 S	Pastel Orange Silver	2.5	31.0	7.5 +/- 1.5	1.07
Dokumental® GH 245 S	Pastel Pink Silver	2.5	31.0	7.5 +/- 1.5	1.07
Dokumental® GH 255 S	Pastel Turquoise Silver	2.5	31.0	7.5 +/- 1.5	1.07
Dokumental® GH 275 S	Pastel Purple Silver	2.5	31.0	7.5 +/- 1.5	1.07
Dokumental® GH 285 S	Pastel Grey Silver	2.5	31.0	7.5 +/- 1.5	1.07
Dokumental® GH 290 S	Metallic Silver	2.8	31.0	7.7 +/- 1.0	1.10

Glitter Highlighter Inks in Metallic, Pastel And Fluorescent Colours

Technical Advice

Suitable Components:

Nibs: Teibow Acrylic Fiber Nib GP447C-SY

For other optimized nibs please also contact nib producer for further information

Fibre Reservoir:

Gold and Silver Line: De Martini CPES3671 (Polyester)

Gold Line: Porex XPE441998

Barrel, Caps, Plugs: Polypropylen, Polyethylene

It is mandatory to approve suitability and compatibility of the inks and the components as well as the performance of the writing system.

Before use of our product the filling station has to be maintained and cleaned carefully. The inks are sensitive to any kind of contamination (e.g. chemical or microbial contamination). Cross-contamination of the inks lead to a colour mismatch or will even lead to a defective marker of shorter shelf life.

The inks contain biocides to prevent microbial growth, but for best protection we additionally recommend to ensure best hygienic conditions in production areas as well as cleanliness of all marker components.

Storage, Handling & Transportation

Store our product frost protected and avoid direct sunlight. Recommended storage temperature for the product is between 10°C and 30°C. Storage temperatures above 30°C for several days bear the risk of a reduced shelf life of the ink.


The shelf life of the inks in original sealed containers is two years. Make sure that the drums are closed tightly after they were opened.

Processing instructions:



The glitter pigments quickly settle in the inks. The pigment can be redispersed easily. The inks must be stirred for about 5 to 10 minutes using a propeller stirrer at ambient speed (foam formation should be avoided). After this all pigment should be redispersed in the ink. Check that no more pigment is settled at the bottom of the drum before starting the use of the ink (filling process).

The inks must be stirred as well during filling process, because the pigments settle quickly. Make sure that glitter pigments do not settle inside the filling station (hoses, pumps, etc.).

Injection should be done close to the nib end of the reservoir:



After injection ink and pigment should be located at the nib side of the reservoir. The nib end of the reservoir must be well wetted with ink.



After ink injection and inserting the nib, the marker must be kept nib down for at least 1 hour.

Freshly filled markers with silver-line glitter may show a low glitter effect. In this case it is necessary to write the markers for a certain distance (in our marker model 2 to 3 meters) to let the glitter pigment flow into the nib. The preferred storage direction of the markers is nib down to ensure a good glitter effect upon starting.

Packaging

20 kg plastic drum

200 kg plastic drum

1,000 kg IBC

Produced by

DOKUMENTAL GmbH & Co KG

Wöllnerstraße 26

D-67065 Ludwigshafen

Phone: +49(0)621/37702-200

Fax: +49(0)621/37702-391

Mail: info@dokumental.de

www.dokumental.de